

Other fire safety brochures are available from the New York State Department of State Office of Fire Prevention and Control.

Contact your local fire department.

Volunteer Hose Co. #2
West Haverstraw Fire Dept. 23
30 E. Railroad Ave.
West Haverstraw, N.Y. 10993
845-429-5616
Emergency Dial 911

provided by:

NYS Department of State
Office of Fire Prevention and Control
41 State Street - 12th Floor
Albany, NY 12231
phone: (518) 474-6746
fax: (518) 474-3240

e-mail- fire@dos.state.ny.us
website- www.dos.state.ny.us/fire/firewww.html

STATE OF NEW YORK
George E. Pataki
Governor

Randy A. Daniels
Secretary of State

James A. Burns
State Fire Administrator

Smoke Detectors:



Don't
Stay Home
Without
One.

DO YOU HAVE SMOKE DETECTORS IN YOUR HOME? DO THEY WORK?

Properly installed and maintained smoke detectors provide early warning of a fire. When there is a fire in your home, you are twice as likely to survive when you have working smoke detectors.



...New York State law requires smoke detectors in all residences, both new and old.



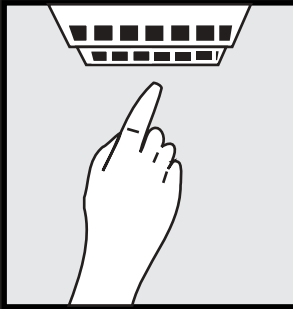
Time is crucial.
When your smoke detector sounds, you may only have a minute or two to escape.

*Develop and practice a home escape plan.**

(*Refer to the brochure, "Exit Drills In The Home")


TEST.

Test your smoke detectors at least once a month. Push the test button or blow smoke into the detector.



CLEAN.


Clean your detectors at least once a year. Vacuum out the dust.



REPLACE.

Replace the **battery every year**. Better yet, **twice a year** – when you change your clocks in the spring and fall.

Replace the **detector** after ten years.



For minimum protection, install a smoke detector outside of each bedroom or sleeping area in your home. Better yet, install detectors on every level of your home. Keep your bedroom doors closed while you are asleep.

Keep your smoke detectors properly maintained. Test them at least once every month to make sure they work.

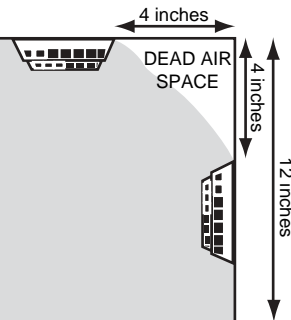
If your smoke detector sounds an alarm when no smoke is present, consult with the manufacturer or with your local fire department. If smoke from cooking causes the detector to sound an alarm, do not remove the batteries or disconnect the power source. Fan the smoke away from the detector until the alarm stops. If this happens often, you may need to move the detector or install a different type of detector.

Make sure you have a family escape plan. Have home fire drills several times per year. Be aware that children and elderly people may need special assistance in the event of fire. When fire occurs, get out of the house and use a neighbor's telephone to call the fire department.

INSTALLATION HINT:

The ceiling is the best location for your smoke detector, but detectors can be mounted on the wall, too. In all cases, stay at least four inches away from corners.

In wall-mounted installations, the bottom of the detector should be no more than twelve inches from the ceiling.



working

Smoke detectors save lives.

Don't be foolish enough to think a barking dog will awaken you or that you will smell smoke—don't count on it.

